

Surge Protective Device C series signal SPD



⚠ Caution

- Please check if SPD' s type and specification on the packages and the labels are consistent with the contract.
- Read this manual carefully before installation. Contact us if there is any question.
- Disassembling or repairing SPD is not allowed or it will cause malfunction.

■ Installation

SPD must be reliable grounding When it is used. SPD is mounted by DIN35mm rail. It is recommended to use copper or steel rail. SPD installation procedure is shown in figure 1.

1. Make the upside of SPD' s bottom locked into the rail.
2. Push the downside of SPD' s bottom into the rail.

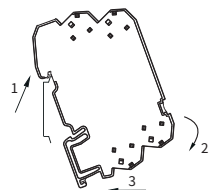


figure 1 Installation

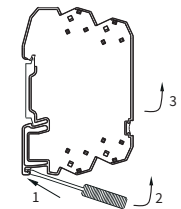


figure 2 Disassembly



■ Disassembly

Procedure of disassembly SPD is shown in figure 2.

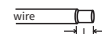
1. Insert a screwdriver into the downside lock of SPD.
2. Push the screwdriver downwards and then make SPD' s buckle out of the rail.
3. Take SPD out of the rail.

■ Maintenance

1. Check if the connections are correct and tight before powering on SPD.
2. SPD' s quality is well controlled and strictly inspected before delivery. If non-functional ones are found during operation, please contact us early enough.

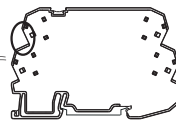
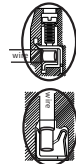
■ Connections

SPD adopts push-in wiring or M2.5 screw wiring, which can connect copper wires with a cross-sectional area of $0.2 \sim 2.5\text{mm}^2$; the wire stripping length is 10 to 11 mm for push-in wiring, and 8 to 9 mm for M2.5 screw wiring.



Screw wiring
Stripping length:
 $8\text{mm} \leq L \leq 9\text{mm}$

Push-in wiring
Stripping length:
 $10\text{mm} \leq L \leq 11\text{mm}$



Cross-sectional area of rail
grounding wire: $4 \sim 6\text{mm}^2$

■ Safety Certification

Certification	Standards	Certification No.	Ex mark
IECEx	IEC 60079-0:2017 Ed. 7 IEC 60079-11:2011 Ed. 6	IECEx CSAE 22.0040X	Ex ia IIC T6...T4 Ga
ATEX	EN IEC 60079-0:2018 EN 60079-11:2012	CSANe 22ATEX1070X	Ex II 1 G Ex ia IIC T6...T4 Ga
CCC	GB/T 3836.1-2021 GB/T 3836.4-2021	2022322304004854	Ex ia IIC T6...T4 Ga
C-5T2-EX,C-5R3-EX	Ui=6V	Ii=500mA Pi=5.32W	T4:-40°C~+80°C T5:-40°C~+75°C T6:-40°C~+50°C
C-24B2-EX,C-24B3-EX	Ui=30V	Ii=500mA Pi=5.32W	

The output electrical parameters (Uo, Io, Po, Co, Lo) are the same as those of the associated equipment (Uo, Io, Po, Co, Lo). Under certain extreme circumstances, exposed plastic and unearthed metal parts of the enclosure may store an ignition-capable level of electrostatic charge. Therefore, the user/installer shall implement precautions to prevent the build-up of electrostatic charge, e.g. locate the equipment where a charge-generating mechanism (such as wind-blown dust) is unlikely to be present and clean with a damp cloth.

Product use conditions and precautions:

1. The product must be matched with related equipment to form an intrinsically safe explosion-proof system before it can be used in hazardous locations where explosive gas mixtures exist on site. The system wiring must also comply with the requirements of the operating instructions of the surge protector and the associated equipment. The terminal

2. The user shall not replace the parts of the product, and shall work with the manufacturer to solve the faults to prevent the occurrence of damage.
3. The installation, use and maintenance of the product should also comply with the product manual, GB 3836.13-2021 "Explosive environment Part 13: Repair, overhaul, repair and modification of equipment", GB/T 3836.15-2017 "Explosive environment No. 15 Part: Design, selection and installation of electrical devices", GB/T 3836.16-2017 "Explosive environment Part 16: Inspection and maintenance of electrical devices", GB/T 3836.18-2017 "Explosive environment Part 18: Essence Relevant provisions of "Safety Electrical System" GB 50257-2014 "Code for Construction and Acceptance of Electrical Installations in Explosion and Fire Hazardous Environments for Electrical Installation Engineering".

■ Environmental Declaration

Name and content of harmful substances

Part Name	Harmful Substance					
	Pb	Hg	Cd	Cr6+	PBB	PBDE
Housing and terminals	×	○	○	○	○	○
Circuit board	×	○	○	○	○	○

This form is prepared in accordance with the provisions of SJ / T 11364.
○ : Indicates that said hazardous substance contained in all of the homogeneous materials for this part is below the limit requirement of GB / T 26572.
× : Indicates that said hazardous substance contained in at least one of the homogeneous materials used for this part is above the limit requirement of GB / T 26572 and there is currently no mature alternative method in the industry. The concentration of hazardous substances is within the RoHS directive exemption clauses range, which meets the eco-friendly requirements of the EU RoHS directive.
30 : Indicates that the product contains certain toxic and harmful substances, and it can be used within the eco-friendly period, and should enter the recycling system after the environmental protection period is exceeded.

SHANGHAI CHENZHU INSTRUMENT CO.,LTD.

Add: Building 6, 201 Minyi Road, Caohejing Hi-Tech Park
Songjiang New Industrial Park, Shanghai 201612, P.R. China
Tel : +86-21-64513350 Fax : +86-21-64846984
Sale service: 021-64513350 Tech service: 400 881 0780
Email: chenzhu@chenzhu-inst.com
Web: http://www.chenzhu-inst.com

